



# **Election Day 2018**

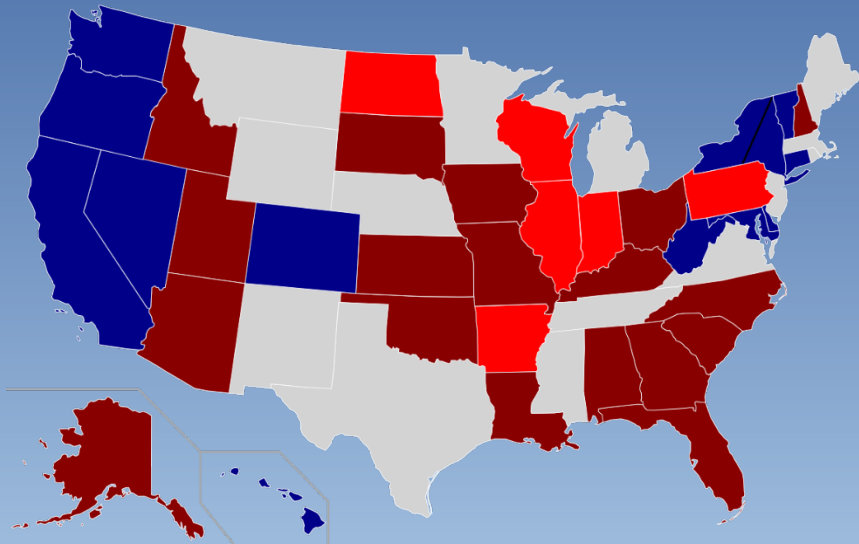
## **What Do Changes In D.C. and Albany Portend for Long Island Schools?**

**Nassau-Suffolk School Boards Association  
January 30, 2019**

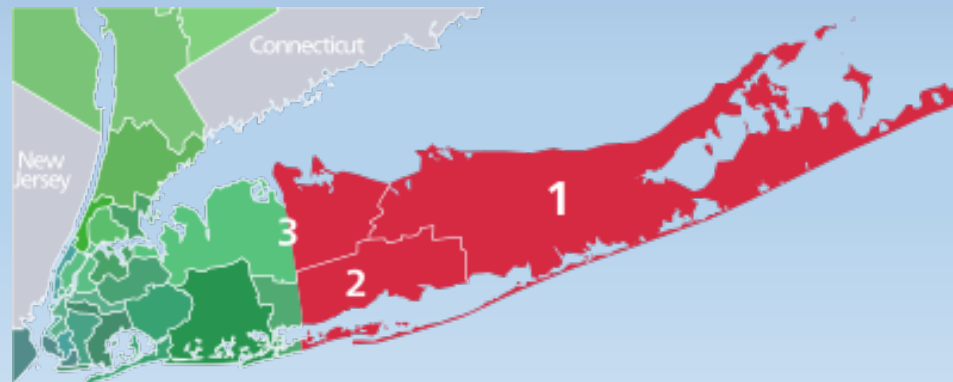
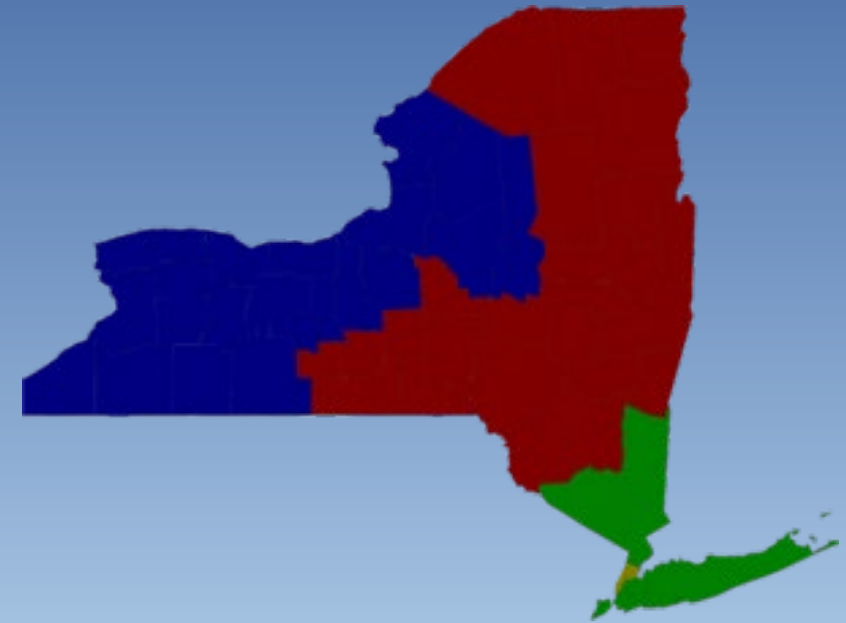
**Julie Davis Lutz, Ph.D.  
Eastern Suffolk BOCES Chief Operating Officer  
SCSSA Legislative Committee Chairperson**



# Three Levels of Government



- Federal
- State
- County



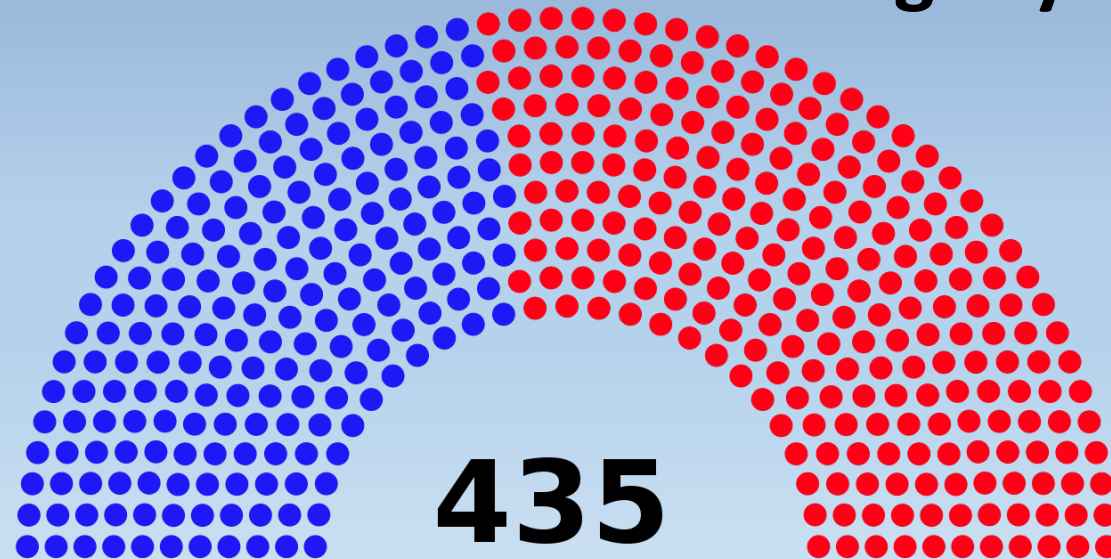
# United States Senate Results

- Republicans retained control of the United States Senate
- Of the U.S. Senate seats up for election, two switched to Democrat, three switched to Republican
- The one U.S. Senate seat open in New York was won by the incumbent, Kirsten Gillibrand, with 66.5% of the vote
- Since the year 2000, partisan control of the U.S. Senate has changed four times



# United States House Elections

- All 435 seats were up for election
- Democrats gained a net total of 39 U.S. House seats, 16 more than they needed to win control of the House
- United States Congress flipped to a Democratic Congress 223 D to 197 R for the first time in eight years




# Was this a Wave Election?

An analysis of elections from 1918 to 2016 shows the president's party lost an average of 29 House seats in midterm elections. Elections where the president lost the most seats – wave elections saw at least a 48-seat loss.

U.S. House wave elections <span style="float: right;">[hide]</span>					
Year	President	Party	Election type	House seats change	House majority
1932	Hoover	R	Presidential	-97	D
1922	Harding	R	First midterm	-76	R
1938	Roosevelt	D	Second midterm	-70	D
2010	Obama	D	First midterm	-63	R (flipped)
1920	Wilson	D	Presidential	-59	R
1946	Truman	D	First midterm	-54	R (flipped)
1994	Clinton	D	First midterm	-54	R (flipped)
1930	Hoover	R	First midterm	-53	D (flipped)
1942	Roosevelt	D	Third midterm	-50	D
1966	Johnson	D	First midterm <sup>[5]</sup>	-48	D
1974	Ford	R	Second midterm <sup>[6]</sup>	-48	D


# U.S. Congress Results from New York

- Three seats flipped from Republican to Democrat
- All Long Island incumbents won re-election
  - Two Republicans – King and Zeldin
  - Three Democrats – Meeks, Rice, and Suozzi (part of Nassau County and Queens) won

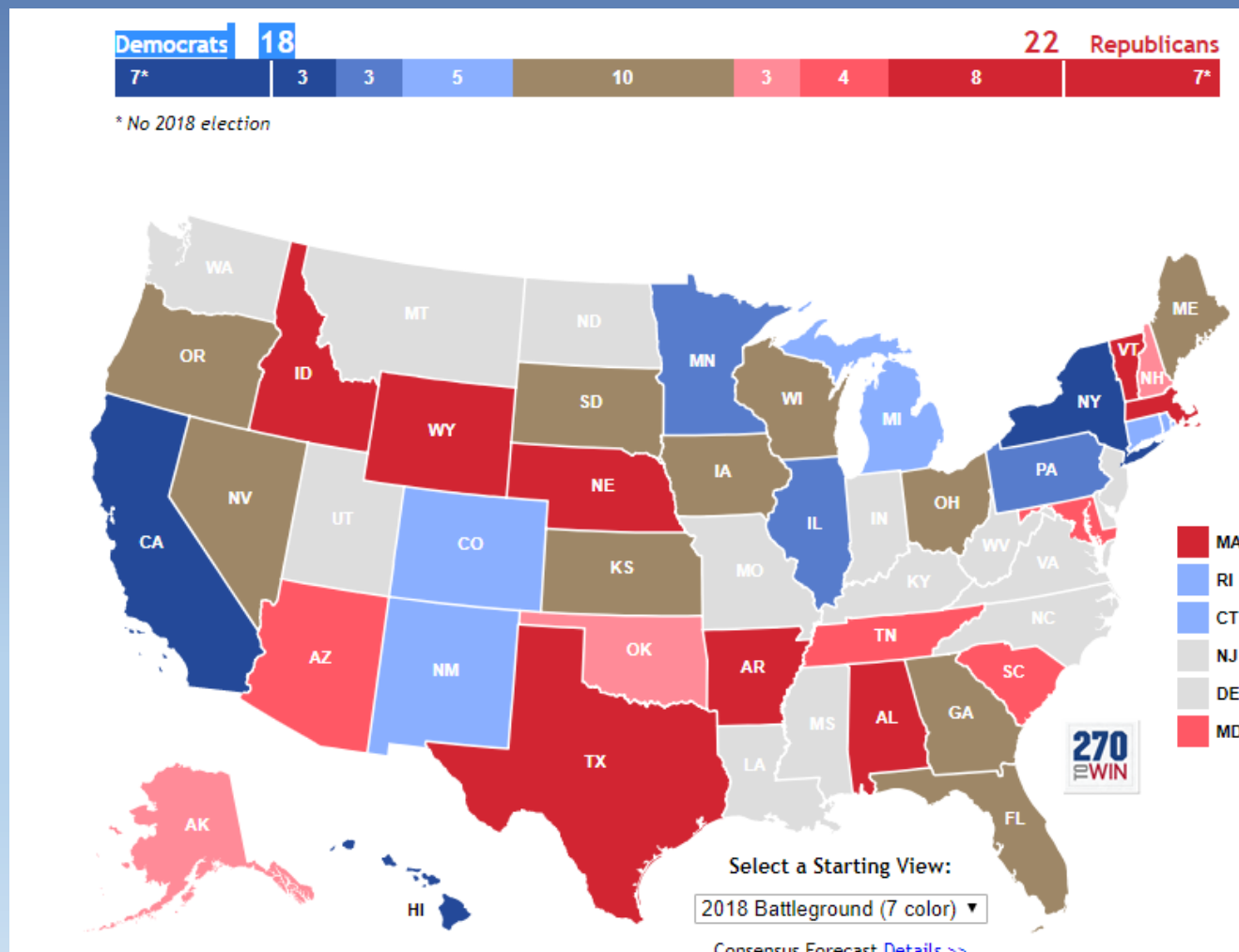


# Do Federal Politics Influence State Elections?

- National state-level party shifts
  - Democrats gained a net 41 seats in 2018 state executive official elections
  - In the majority of elections 250 – no change in partisan control occurred

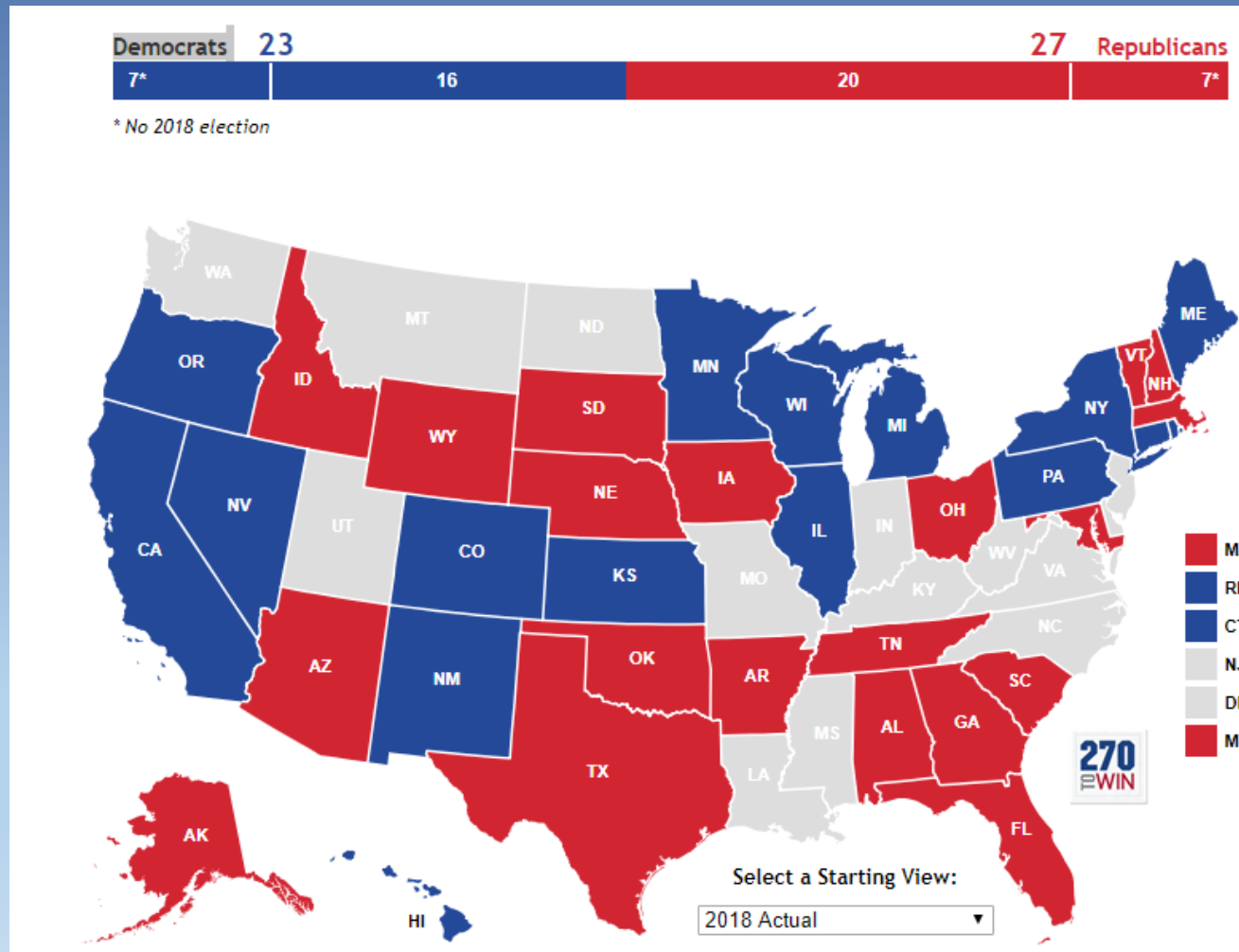


# 2018 Battleground Gubernatorial Elections





# 2018 Actual Gubernatorial Elections





# New York State Election Results 2018

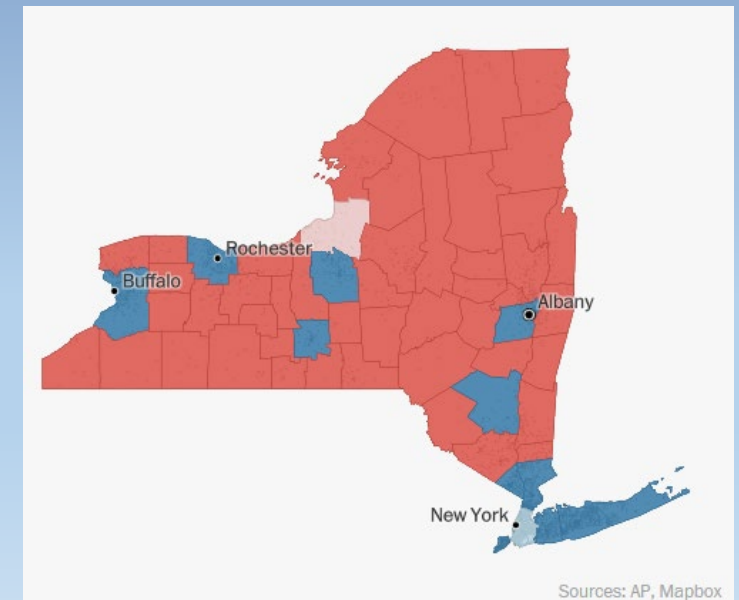
## Governor

- Andrew Cuomo won his third term with 59.0 % of the vote (as an aside, there is NO term limit for a NYS Governor)

## Lieutenant Governor

- Kathy Hochul, who ran on the same ticket, also won.

Win/lead	Votes	Pct.
 Andrew Cuomo* (D) ✓	3,357,881	<b>59.0%</b>
 Marc Molinaro (R)	2,093,178	<b>36.8%</b>
Total Votes	5,689,207	



# Other New York Statewide Offices

## New York State Attorney General

- Letitia James (D) won with 61.9% of the vote



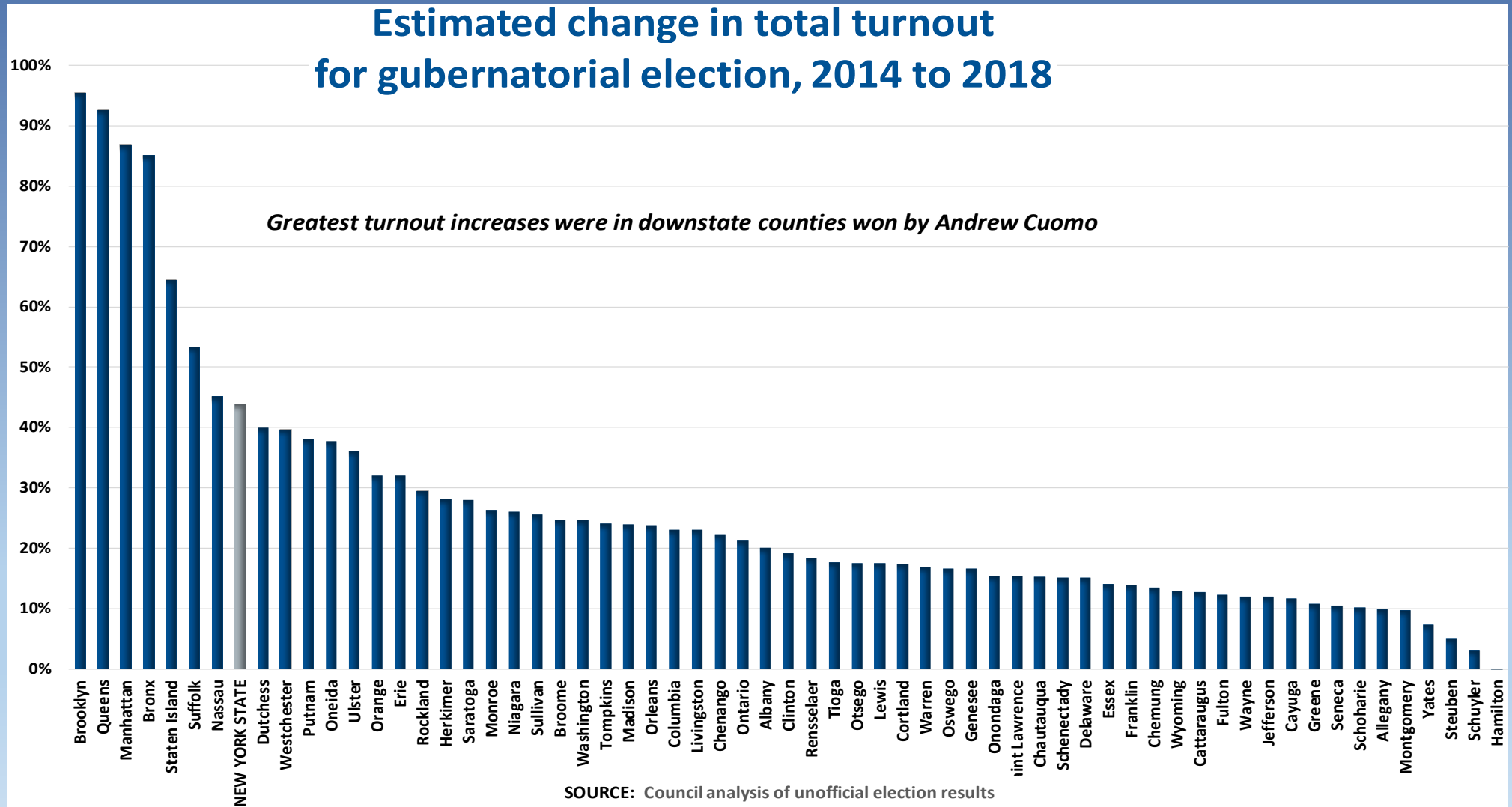
## New York State Comptroller

- Incumbent Tom DiNapoli (D, I, Ref, WE, WF) won



**For the first time since 2010, Democrats  
obtained a Trifecta**

# Election 2018 Voter Turnout



# NYS Elections 2018

---

- Democrats won EVERY statewide office
  - Republicans have not won a statewide election since 2002
  - Since 2002, Democrats have gained over one million voters, Republicans have lost over 280,000
- Democrats needed a gain of one seat to win the Senate majority – they gained eight.
  - Four on Long Island (Democrats now hold six of nine seats – up from zero three years ago)
  - One in New York City
  - One in Westchester (Democrats now represent all of Rockland and Westchester)
  - Two in the Mid-Hudson Valley
  - If Simcha Felder aligns with the Democrats, they will have a 40-23 majority
  - Five Democratic Senators represent upstate communities
- Assembly Democrats will again have a veto-proof majority – 107-43
  - Two long-serving Democrats representing rural areas lost – Addie Jenne and Bill Magee

# Albany Shifts

- **New majority party means new chairmanships of committees, including the Senate Education Committee**
- **For minority party members, it means new (smaller) offices, new staffers (maybe less of them), and decreased funding**
- **After years of service in the majority, historically we sometimes see long time members retire**



# **Assembly Leadership, Key Committee Chairs, and Chairs from Long Island**

- **Education - Michael Benedetto (Bronx)**
- **Election Law – Charles D. Lavine**
- **Environmental Conservation – Steve Englebright**
- **Higher Education – Deborah Glick (New York City)**
- **Local Governments – Fred W. Thiele, Jr.**
- **Rules Committee (Speaker) – Carl E. Heastie (Bronx)**

# **Senate Leadership, Key Committee Chairs and Chairs from Long Island**

- **Chair of Committee on Education – Shelley Mayer (Westchester)**
- **Chair of Rules Committee - Majority Leader - Andrea Stewart-Cousins (Yonkers)**
- **Chair of the Senate Minority Conference – Kenneth P. LaValle**
- **Commerce, Economic Development and Small Business – Anna M. Kaplan**
- **Consumer Protection – Kevin Thomas**
- **Domestic Animal Welfare – Monica Martinez**
- **Environmental Conservation Committee – Todd Kaminsky**
- **Local Government – James Gaughran**
- **Minority Leader – John J. Flanagan**



# NYS Election 2018 and School Districts


- Under the Republicans, approximately 90% of school districts were represented by a majority party Senator
- Under the Democrats, less than 30% of school districts will have a majority party Senator

	Districts with a Democrat representing at least 50% of Population			Districts without any Democratic Representation
	Assembly	Senate	Either	
<b>Total State</b>	33%	28%	45%	41%
<b>Upstate</b>	24%	13%	31%	53%
<b>Downstate</b>	58%	70%	84%	7%

- **17 Democratic Senators and 42 Democratic Assemblymembers represent at least 50% of a school district outside New York City**

# What Does It All Mean for Public Education?

- Governor begins his third term with his party controlling both houses
- Democratic party victories came in the Lower Hudson Valley, Long Island, and New York City
- The long standing “Long Island 9” is now a 3 Republican, 6 Democratic caucus
- This will make influence within the leading party difficult for school districts
- The newly elected and majority party Democratic Senate began their jobs in January - just in time to weigh in decisions related to the next state budget
- It is likely that there will be a learning curve at a critical time of the legislative year



# Is Having A Single Party State Government A Good Thing?



- What does history tell us?
  - The last shift to Democratic control was brief and unsuccessful with leadership changing back the following cycle
  - This is not likely to happen as the imbalance is high
  - The timing of that coincided with the Great Recession and brought unprecedented budget cuts to schools
  - The Governor cannot blame the other party for mistakes
  - There are no partisan checks and balances

# New York State Leadership is Urban



- The Governor is from Queens
- The Assembly Speaker is from the Bronx
- The Senate Majority Leader is from Yonkers
- The Attorney General is from Brooklyn

**It is likely that Long Island, without a cohesive contingent to demand aid, combined with the political needs of freshmen legislators, will not have the same impact in state-level politics. This is particularly true for state aid.**

# Union Influence is Likely to be a Factor

- New York State United Teachers (NYSUT) traditionally supported incumbents of both parties
- This election cycle, frustrated with inactivity related to teacher evaluations, the statewide union was a top financial backer of the new Senate Democratic Majority
- The union will likely put pressure on lawmakers to:
  - Increase school funding
  - Block attempts at vouchers
  - Tuition tax credits, Charter Schools
  - APPR revamping



# New Interesting Post Election Developments and a Quick Start out of the Gate

Newsday, December 7, 2018

Headline announces pay raises  
for state legislators (with limits  
in outside earnings).

APPR

DACA

GENDA

Gun Control

Marijuana

Reproductive Rights



# SO.....What Now?

- Much more important that they hear our voice
- Make new relationships
- Educate a new generation of leaders
- Inform about the importance of public education and data supported Costs and Outcomes of Education on Long Island



# Questions







## Eastern Suffolk BOCES Board and Administration

**President**  
Lisa Israel

**Vice President**  
William K. Miller

**Member and Clerk**  
Fred Langstaff

### Members

Arlene Barresi  
Walter Wm. Denzler, Jr.  
Stephen L. Gessner, Ph.D.  
Linda S. Goldsmith

William Hsiang  
Susan Lipman  
Joseph LoSchiavo  
Anne Mackesey

James F. McKenna  
Brian O. Mealy  
Catherine M. Romano  
John Wyche

**District Superintendent**  
David Wicks

**Chief Operating Officer**  
Julie Davis Lutz, Ph.D.

**Associate Superintendent**  
Ryan J. Ruf – Management Services

**Associate Superintendent**  
Peggie Staib, Ed.D. – Educational Services

**Assistant Superintendent**  
R. Terri McSweeney, Ed.D. – Human Resources

### Directors

Keith Anderson – Building Services  
Leah Arnold – Career, Technical and Adult Education  
Kate Davern – Education and Information Support Services  
Colleen Lipponer – Business Services  
Susan Maddi – Administrative Services  
Grant Nelsen – Technology Integration  
Gina Reilly – Special Education  
Darlene Rocas – Regional Information Center

[www.esboces.org](http://www.esboces.org)

Eastern Suffolk BOCES does not discriminate against any employee, student, applicant for employment, or candidate for enrollment on the basis of sex, gender, race, color, religion or creed, age, weight, national origin, marital status, disability, sexual orientation, military or veteran status, domestic violence victim status, genetic predisposition or carrier status, or any other classification protected by Federal, State, or local law. ESBOCES also provides equal access to the Boy Scouts and other designated youth groups. Inquiries regarding the implementation of the applicable laws should be directed to either of the ESBOCES Civil Rights Compliance Officers at [ComplianceOfficers@esboces.org](mailto:ComplianceOfficers@esboces.org); the Assistant Superintendent for Human Resources, 631-687-3029, or the Associate Superintendent for Educational Services, 631-687-3056, 201 Sunrise Highway, Patchogue, NY 11772. Inquiries may also be addressed to the Office of Civil Rights at the US Department of Education, 32 Old Slip, 26<sup>th</sup> Floor, New York, NY 10005, 646-428-3800, [OCR.NewYork@ed.gov](mailto:OCR.NewYork@ed.gov).



# SCSSA LEADERSHIP

## Board of Directors

**PRESIDENT** - Dr. Kenneth Bossert, Elwood UFSD  
**PRESIDENT-ELECT** - Ms. Bernadette Burns, West Islip UFSD  
**VICE PRESIDENT** - Dr. Ronald M. Masera, Remsenburg/Speonk UFSD  
**TREASURER** - Ms. Eva J. Demyen, Deer Park UFSD  
**SECRETARY** - Dr. Yiendhy Farrelly, West Babylon UFSD  
**PAST PRESIDENT** - Mr. Lars Clemensen, Hampton Bays UFSD

## Cluster Leaders

### *Islip Cluster*

Dr. Dennis P. O'Hara  
Hauppauge UFSD

### *Brookhaven/Riverhead Cluster*

Dr. Paul Casciano  
Port Jefferson UFSD

### *East End Cluster*

Dr. Ronald M. Masera  
Remsenburg/Speonk UFSD

### *Huntington/Smithtown Cluster*

Dr. James Polansky  
Huntington UFSD

### *Babylon Cluster*

Dr. Yiendhy Farrelly  
West Babylon UFSD

## Executive Director

Mr. Gary Bixhorn  
scssaexecdirector@gmail.com